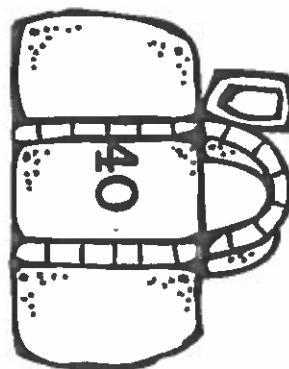
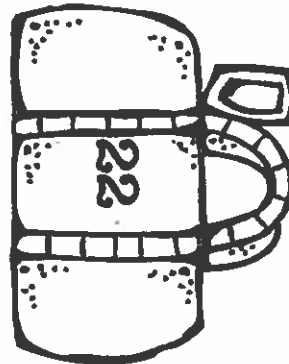
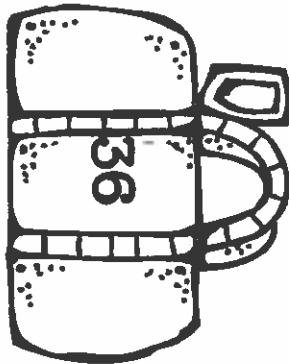
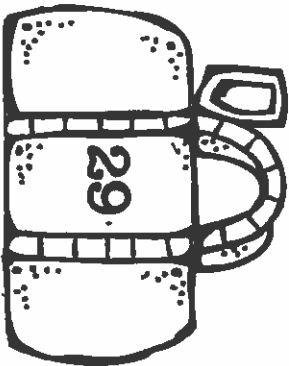
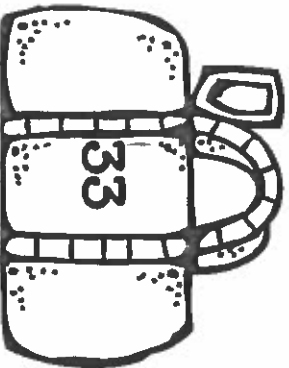
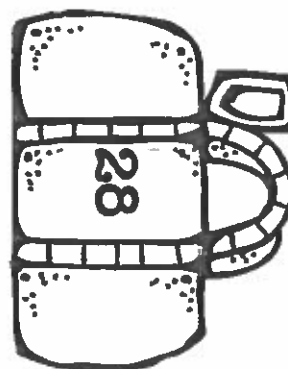
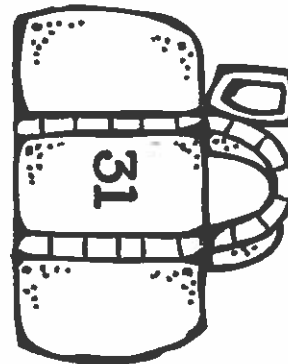
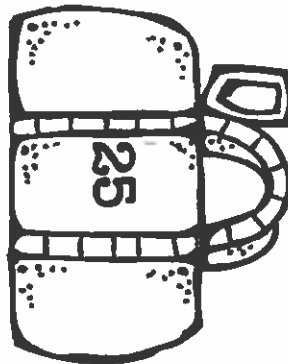
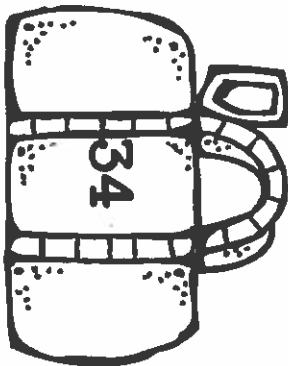
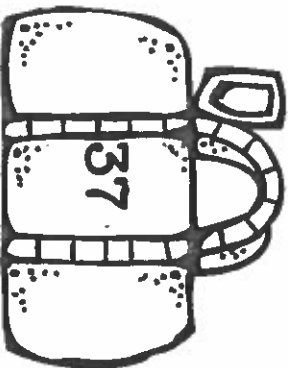
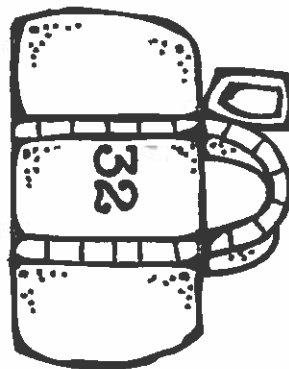
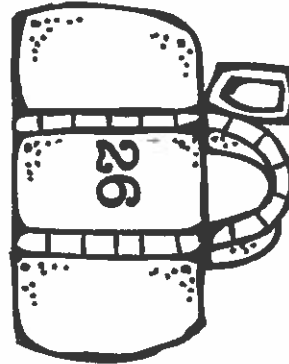
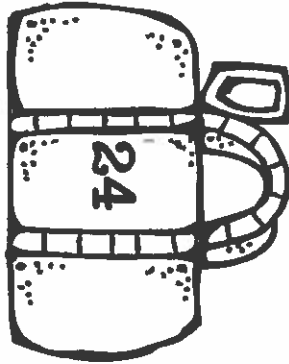
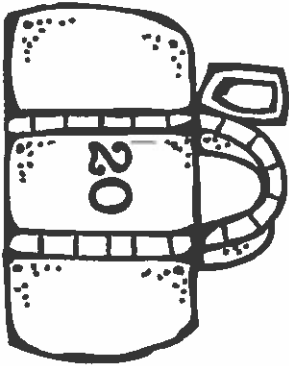
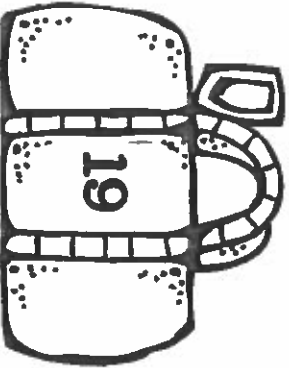
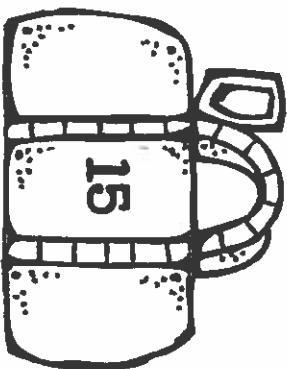
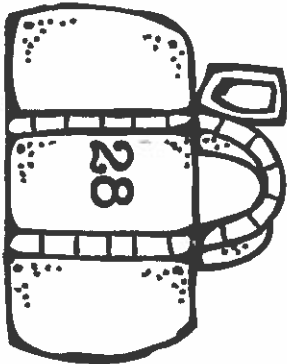
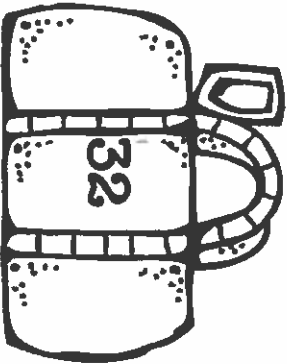
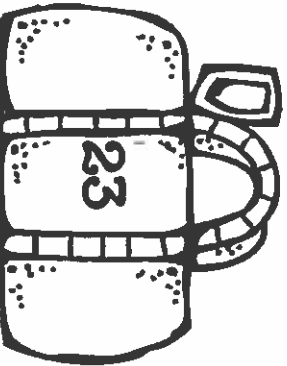
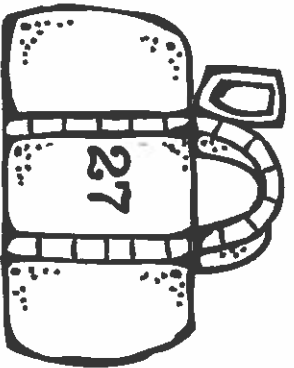


TEN MORE TEN LESS

Name _____

Students write the number that comes before and after the number in the middle of the bag.



ten more Ten less

Cut around the dotted line and glue in your journal. Use the hundred's chart to find ten more and ten less. Write the answer in the box.

Use the 120 chart to answer the questions

1	2	3	4	5	6	7	8	9	10
11	12	13	14	15	16	17	18	19	20
21	22	23	24	25	26	27	28	29	30
31	32	33	34	35	36	37	38	39	40
41	42	43	44	45	46	47	48	49	50
51	52	53	54	55	56	57	58	59	60
61	62	63	64	65	66	67	68	69	70
71	72	73	74	75	76	77	78	79	80
81	82	83	84	85	86	87	88	89	90
91	92	93	94	95	96	97	98	99	100
101	102	103	104	105	106	107	108	109	110
111	112	113	114	115	116	117	118	119	120

Find Ten More

$32 + 10 = \square$

$70 + 10 = \square$

$43 + 10 = \square$

$13 + 10 = \square$

Find Ten Less

$75 - 10 = \square$


$96 - 10 = \square$

$105 - 10 = \square$

$44 - 10 = \square$

Name _____

120 Chart



Fill in the missing numbers.

1	2	3			6	7			
	12			15	16				20
21	22					27	28		
		33				37			40
		43	44					49	
51				55				59	
61					66				
	72		74					79	
				85					90
		93					98		
101						107			
			114					119	

Name _____


Ten More / Ten Less

10 less (-10)		10 more (+10)
	14	
	31	
	29	
	53	
	36	
	40	

10 less (-10)		10 more (+10)
	47	
	97	
	61	
	80	
	92	
	74	



10 less (-10)		10 more (+10)
	113	
	108	
	99	
	105	
	117	
	120	



Name _____


Ten More / Ten Less

10 less (-10)		10 more (+10)
	18	
	51	
	28	
	43	
	31	
	30	

10 less (-10)		10 more (+10)
	56	
	87	
	63	
	90	
	102	
	74	



10 less (-10)		10 more (+10)
	115	
	107	
	119	
	104	
	116	
	120	



Name _____

120 Chart

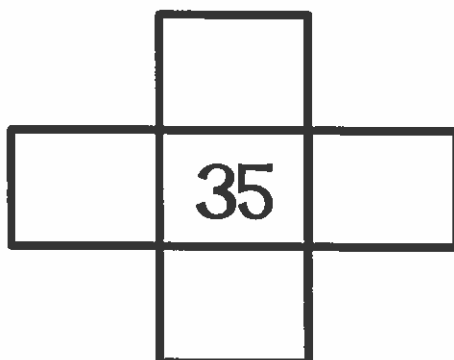
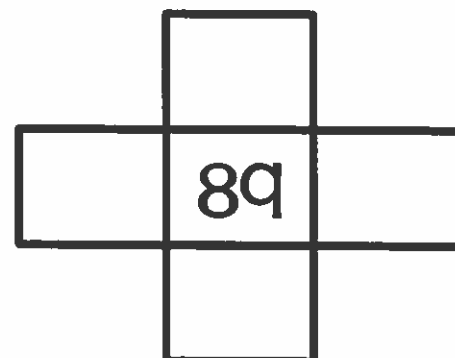
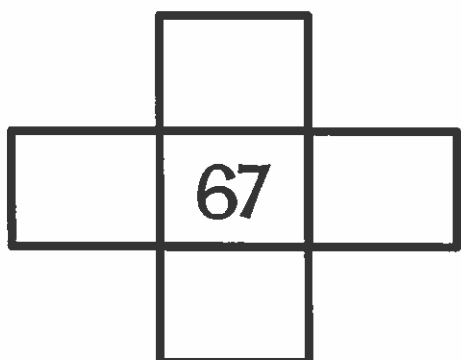
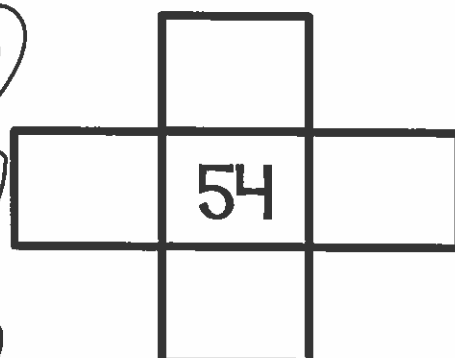

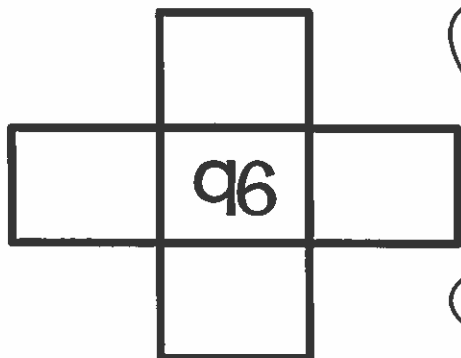
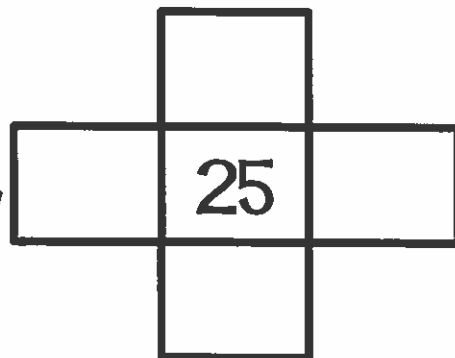
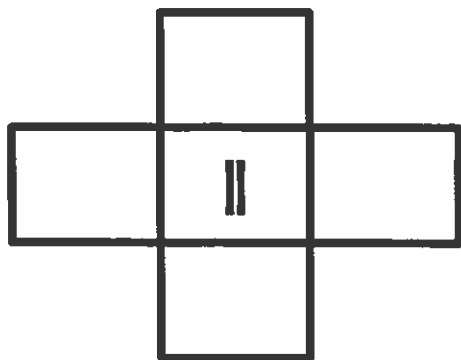
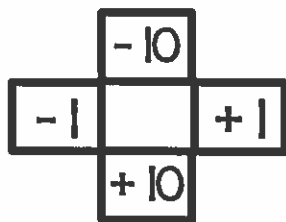


Fill in the missing numbers.

			4						
		13						19	
					26				
	32						38		
									50
						57			
				65					
71									
			84						
									100
					106				
							118		

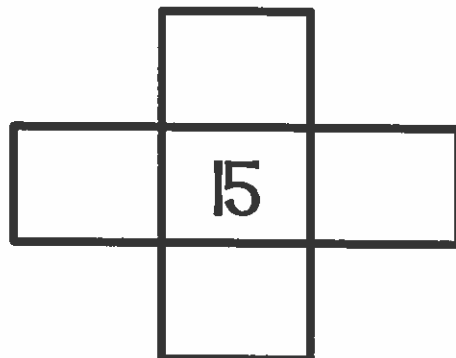
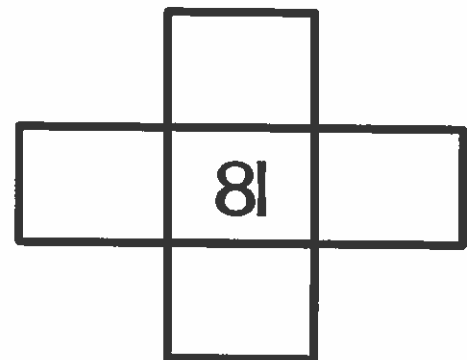
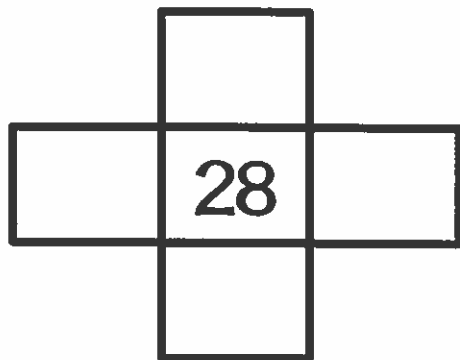
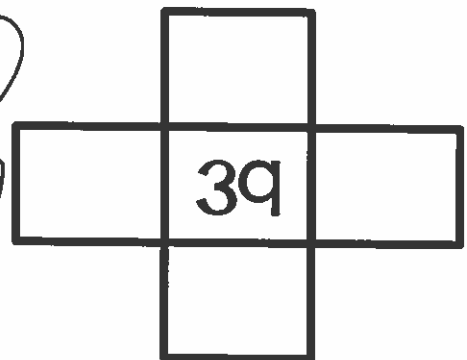

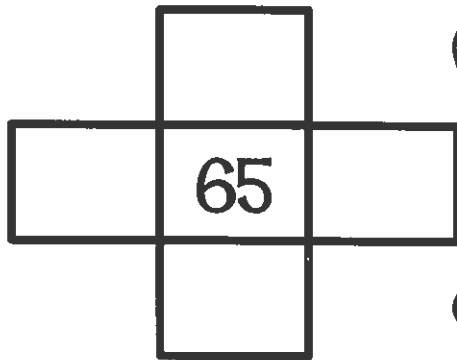
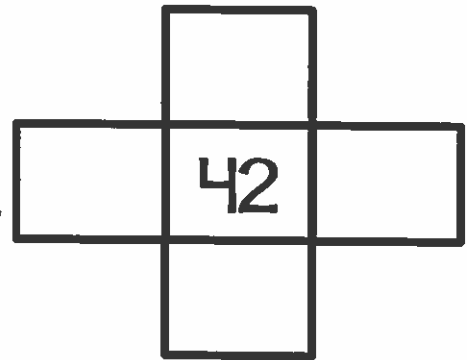
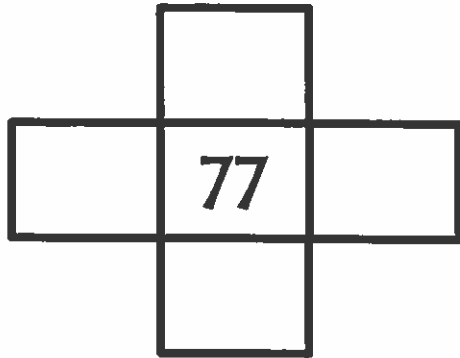
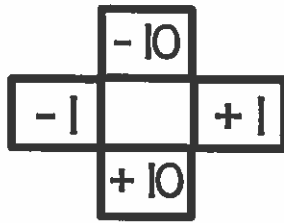
Name _____

Use the 120 chart to help you complete the puzzles.



Name _____

Use the 120 chart to help you complete the puzzles.



Name _____

Use the 120 chart to help you complete the puzzles.

